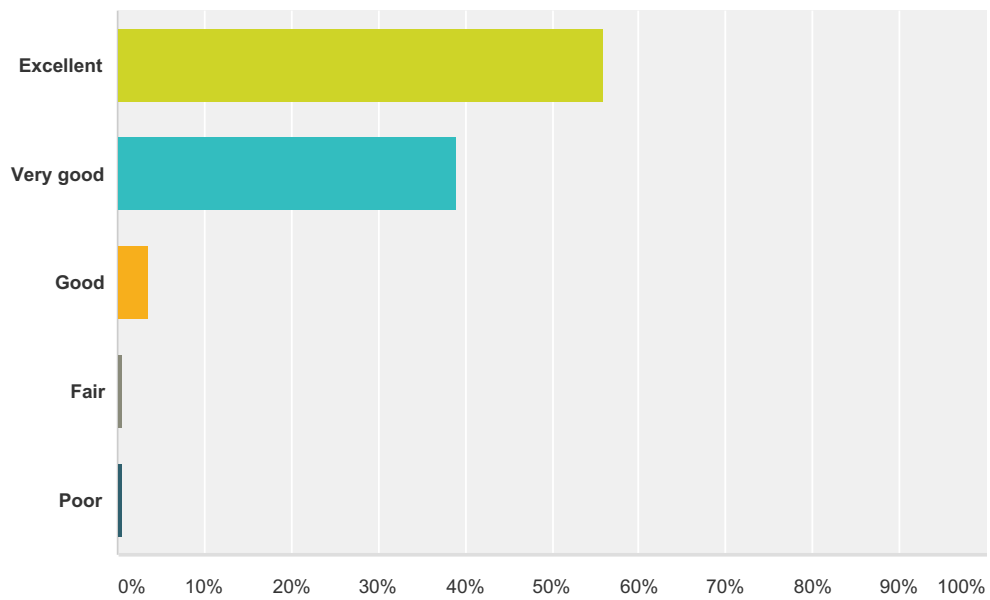


Q1 Overall, how would you rate the Symposium?

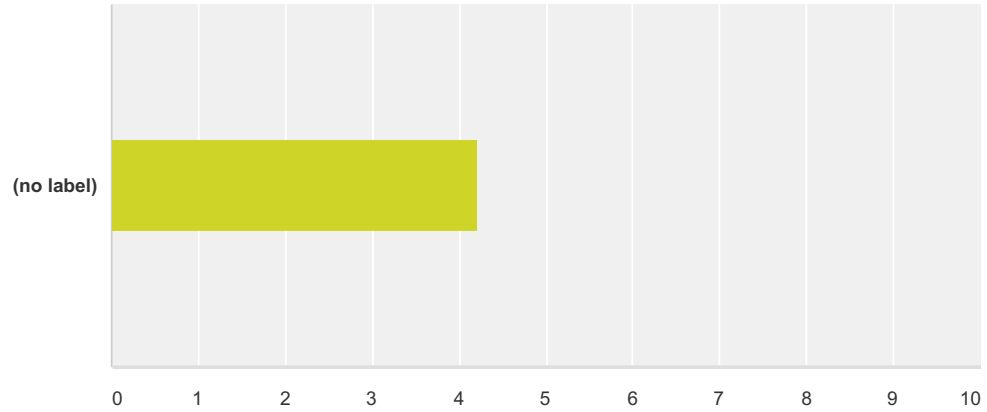
Answered: 141 Skipped: 0



| Answer Choices | Responses | |
|----------------|-----------|------------|
| Excellent | 56.03% | 79 |
| Very good | 39.01% | 55 |
| Good | 3.55% | 5 |
| Fair | 0.71% | 1 |
| Poor | 0.71% | 1 |
| Total | | 141 |

Q2 To what extent did the Symposium meet your expectations? (Mark one)

Answered: 111 Skipped: 30



| | 1. Not at All | 2. | 3. | 4. | 5. Surpassed them | Total | Weighted Average |
|------------|---------------|------------|------------|--------------|-------------------|-------|------------------|
| (no label) | 0.00% 0 | 1.80% 2 | 7.21% 8 | 59.46% 66 | 31.53% 35 | 111 | 4.21 |

Q3 What did you like about the Symposium?

Answered: 81 Skipped: 60

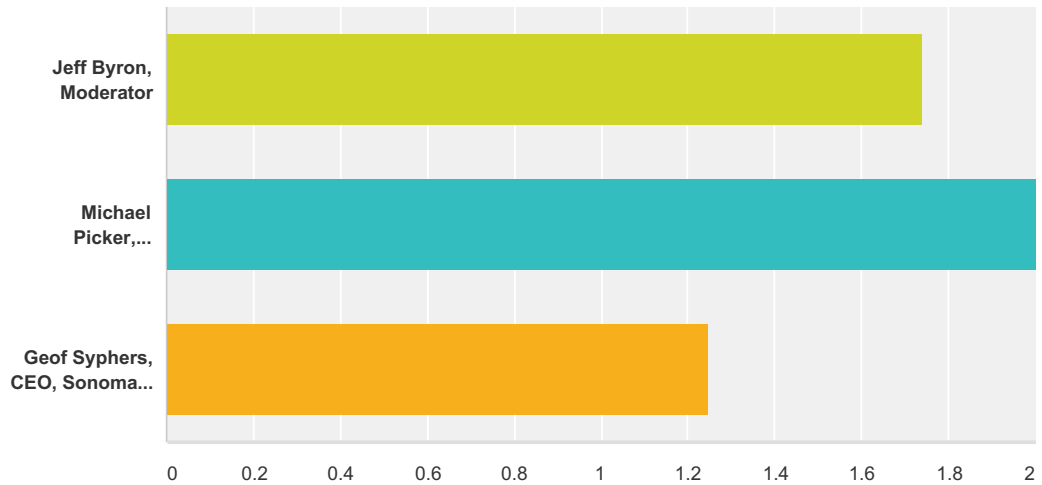
Q4 How could the Symposium be improved to better meet your needs?

Answered: 70 Skipped: 71

Q5 Morning Plenary Panel: Community Choice, Growing in a Dynamic Environment

Answered: 89 Skipped: 52

Please note that 1 means extremely good and 5 is poor and that a shorter bar graph means a higher score

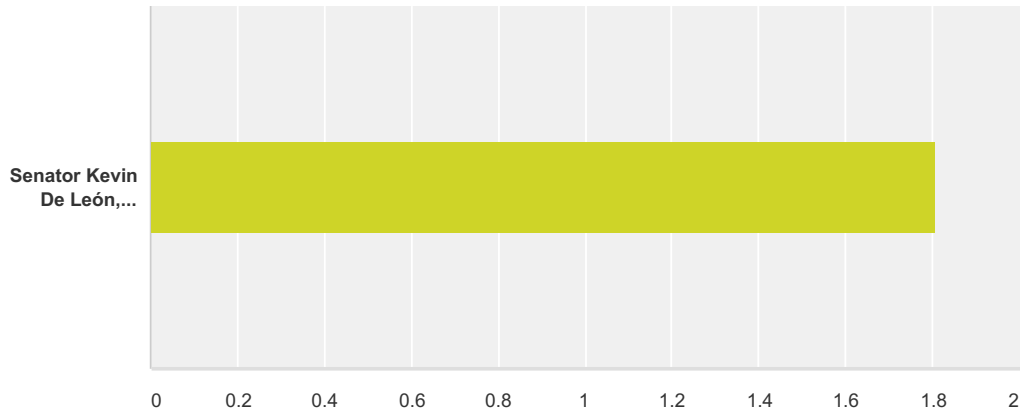


| | Extremely Good | Good | Undecided | Poor | Very Poor | N/A | Total | Weighted Average |
|------------|----------------|------|-----------|------|-----------|-----|-------|------------------|
| (no label) | 0 | 2 | 8 | 66 | 35 | 0 | 111 | 4.21 |

| | | | | | | | | |
|---------------------------------------|--------------|--------------|-------------|------------|------------|------------|----|------|
| Jeff Byron, Moderator | 36.36% 32 | 48.86% 43 | 3.41% 3 | 4.55% 4 | 0.00% 0 | 6.82% 6 | 88 | 1.74 |
| Michael Picker, President, CPUC | 34.83% 31 | 38.20% 34 | 10.11% 9 | 8.99% 8 | 2.25% 2 | 5.62% 5 | 89 | 2.00 |
| Geof Syphers, CEO, Sonoma Clean Power | 71.91% 64 | 23.60% 21 | 0.00% 0 | 0.00% 0 | 0.00% 0 | 4.49% 4 | 89 | 1.25 |

Q6 Keynote Address

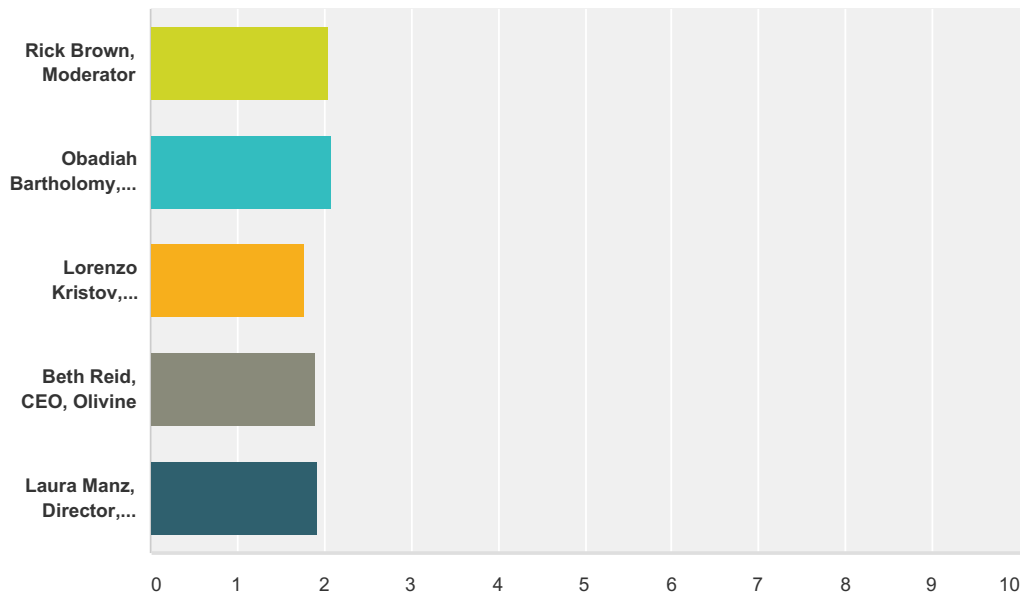
Answered: 89 Skipped: 52



| | Extremely Good | Good | Undecided | Poor | Very Poor | N/A | Total | Weighted Average |
|---|----------------|--------------|-------------|------------|------------|------------|-------|------------------|
| Senator Kevin De León, President Pro-Tempore, California State Senate | 44.94% 40 | 30.34% 27 | 10.11% 9 | 6.74% 6 | 1.12% 1 | 6.74% 6 | 89 | 1.81 |

Q7 Afternoon Plenary Panel: Unlocking the Promises of Distributed Energy Resources

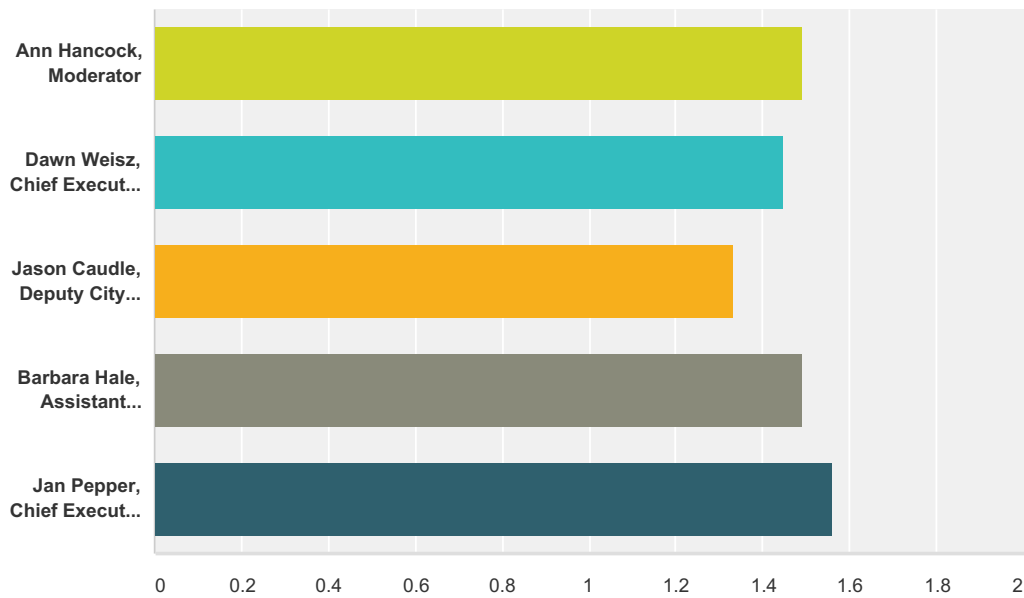
Answered: 73 Skipped: 68



| | Extremely Good | Good | Undecided | Poor | Very Poor | N/A | Total | Weighted Average |
|--|----------------|--------------|--------------|------------|------------|--------------|-------|------------------|
| Rick Brown, Moderator | 16.67% 12 | 50.00% 36 | 12.50% 9 | 4.17% 3 | 0.00% 0 | 16.67% 12 | 72 | 2.05 |
| Obadiah Bartholomy, Manager, Distributed Energy Resources, Sacramento Municipal Utility District | 15.49% 11 | 50.70% 36 | 14.08% 10 | 4.23% 3 | 0.00% 0 | 15.49% 11 | 71 | 2.08 |
| Lorenzo Kristov, Principal, Market & Infrastructure Policy, California Independent System Operator | 30.56% 22 | 41.67% 30 | 11.11% 8 | 0.00% 0 | 0.00% 0 | 16.67% 12 | 72 | 1.77 |
| Beth Reid, CEO, Olivine | 22.86% 16 | 45.71% 32 | 12.86% 9 | 1.43% 1 | 0.00% 0 | 17.14% 12 | 70 | 1.91 |
| Laura Manz, Director, Navigant | 20.83% 15 | 50.00% 36 | 11.11% 8 | 1.39% 1 | 0.00% 0 | 16.67% 12 | 72 | 1.92 |

Q8 Afternoon Plenary Panel: California Community Choice Leaders - Lessons Learned

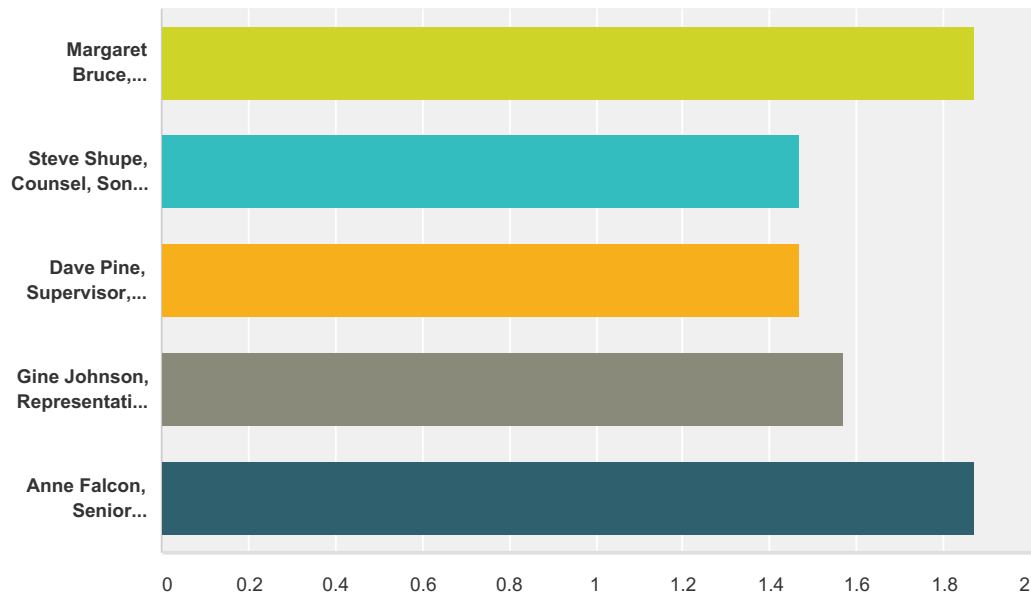
Answered: 74 Skipped: 67



| | Extremely Good | Good | Undecided | Poor | Very Poor | N/A | Total | Weighted Average |
|---|----------------|--------------|------------|------------|------------|--------------|-------|------------------|
| Ann Hancock, Moderator | 43.84% 32 | 34.25% 25 | 2.74% 2 | 0.00% 0 | 0.00% 0 | 19.18% 14 | 73 | 1.49 |
| Dawn Weisz, Chief Executive Officer, MCE Clean Energy | 50.00% 36 | 25.00% 18 | 5.56% 4 | 0.00% 0 | 0.00% 0 | 19.44% 14 | 72 | 1.45 |
| Jason Caudle, Deputy City Manager, City of Lancaster | 55.56% 40 | 23.61% 17 | 1.39% 1 | 0.00% 0 | 0.00% 0 | 19.44% 14 | 72 | 1.33 |
| Barbara Hale, Assistant General Manager, CleanPower SF | 45.07% 32 | 30.99% 22 | 4.23% 3 | 0.00% 0 | 0.00% 0 | 19.72% 14 | 71 | 1.49 |
| Jan Pepper, Chief Executive Officer, Peninsula Clean Energy | 42.25% 30 | 30.99% 22 | 7.04% 5 | 0.00% 0 | 0.00% 0 | 19.72% 14 | 71 | 1.56 |

Q9 The Basics of Starting a Community Choice Energy Program

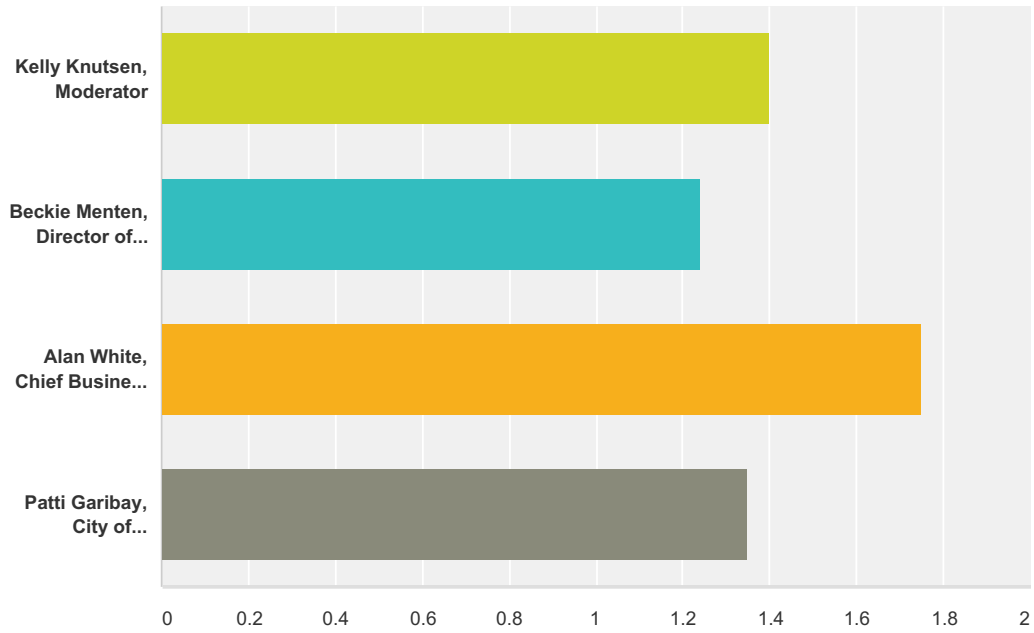
Answered: 40 Skipped: 101



| | Extremely Good | Good | Undecided | Poor | Very Poor | N/A | Total | Weighted Average |
|--|----------------|--------------|------------|------------|------------|--------------|-------|------------------|
| Margaret Bruce, Moderator | 10.00% 4 | 25.00% 10 | 0.00% 0 | 2.50% 1 | 0.00% 0 | 62.50% 25 | 40 | 1.87 |
| Steve Shupe, Counsel, Sonoma Clean Power | 20.00% 8 | 17.50% 7 | 0.00% 0 | 0.00% 0 | 0.00% 0 | 62.50% 25 | 40 | 1.47 |
| Dave Pine, Supervisor, County of San Mateo | 20.00% 8 | 17.50% 7 | 0.00% 0 | 0.00% 0 | 0.00% 0 | 62.50% 25 | 40 | 1.47 |
| Gine Johnson, Representative, Monterey Bay Clean Power | 15.38% 6 | 20.51% 8 | 0.00% 0 | 0.00% 0 | 0.00% 0 | 64.10% 25 | 39 | 1.57 |
| Anne Falcon, Senior Associate, EES Consulting | 10.00% 4 | 25.00% 10 | 0.00% 0 | 2.50% 1 | 0.00% 0 | 62.50% 25 | 40 | 1.87 |

Q10 Programs That Create Value for Customers

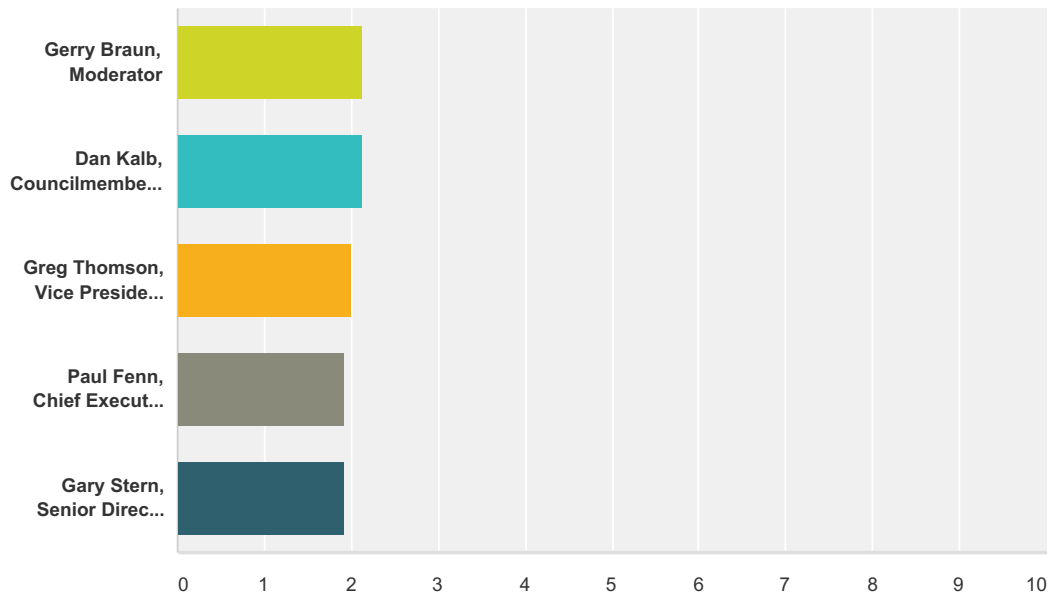
Answered: 42 Skipped: 99



| | Extremely Good | Good | Undecided | Poor | Very Poor | N/A | Total | Weighted Average |
|---|----------------|-------------|------------|------------|------------|--------------|-------|------------------|
| Kelly Knutsen, Moderator | 25.00% 10 | 10.00% 4 | 2.50% 1 | 0.00% 0 | 0.00% 0 | 62.50% 25 | 40 | 1.40 |
| Beckie Menten, Director of Customer Programs, MCE Clean Energy | 33.33% 14 | 4.76% 2 | 2.38% 1 | 0.00% 0 | 0.00% 0 | 59.52% 25 | 42 | 1.24 |
| Alan White, Chief Business Officer, eMotorWerks | 17.07% 7 | 14.63% 6 | 7.32% 3 | 0.00% 0 | 0.00% 0 | 60.98% 25 | 41 | 1.75 |
| Patti Garibay, City of Lancaster | 28.57% 12 | 9.52% 4 | 2.38% 1 | 0.00% 0 | 0.00% 0 | 59.52% 25 | 42 | 1.35 |

Q11 CCE 3.0 - IDER Nirvana

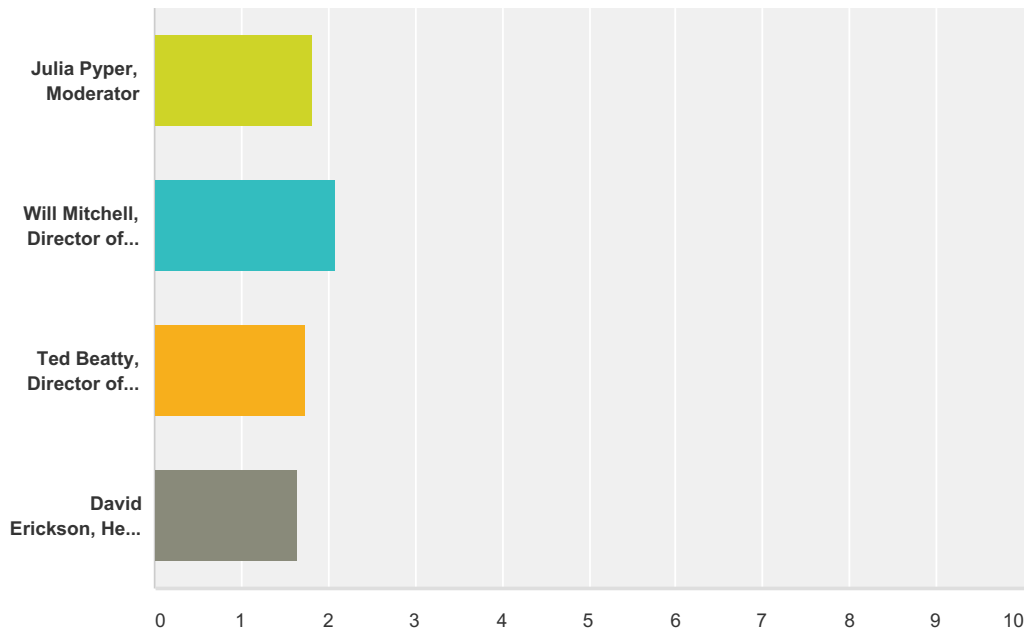
Answered: 40 Skipped: 101



| | Extremely Good | Good | Undecided | Poor | Very Poor | N/A | Total | Weighted Average |
|--|----------------|-------------|-------------|------------|------------|--------------|-------|------------------|
| Gerry Braun, Moderator | 7.50% 3 | 20.00% 8 | 7.50% 3 | 2.50% 1 | 0.00% 0 | 62.50% 25 | 40 | 2.13 |
| Dan Kalb, Councilmember, City of Oakland | 7.50% 3 | 20.00% 8 | 7.50% 3 | 2.50% 1 | 0.00% 0 | 62.50% 25 | 40 | 2.13 |
| Greg Thomson, Vice President of Program Development, Pathion | 12.50% 5 | 12.50% 5 | 12.50% 5 | 0.00% 0 | 0.00% 0 | 62.50% 25 | 40 | 2.00 |
| Paul Fenn, Chief Executive Officer, Local Power Inc. | 12.50% 5 | 15.00% 6 | 10.00% 4 | 0.00% 0 | 0.00% 0 | 62.50% 25 | 40 | 1.93 |
| Gary Stern, Senior Director of Energy Policy, Southern California Edison | 12.50% 5 | 15.00% 6 | 10.00% 4 | 0.00% 0 | 0.00% 0 | 62.50% 25 | 40 | 1.93 |

Q12 CCE Energy Ecosystem: Opportunities and Challenges

Answered: 36 Skipped: 105

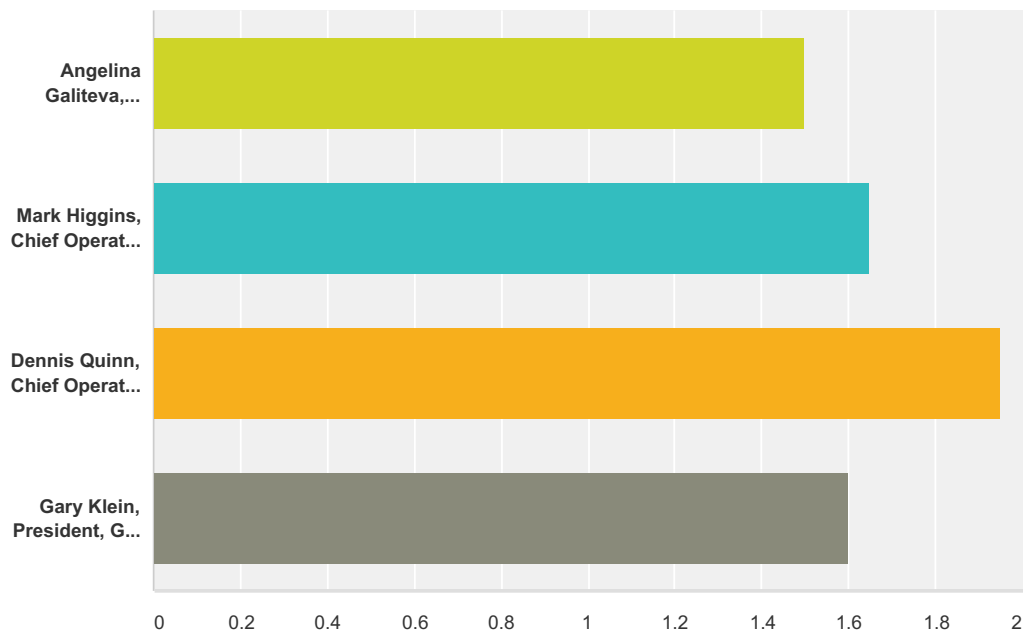


| | Extremely Good | Good | Undecided | Poor | Very Poor | N/A | Total | Weighted Average |
|--|----------------|-------------|------------|------------|------------|--------------|-------|------------------|
| Julia Pyper, Moderator | 11.11% 4 | 16.67% 6 | 0.00% 0 | 2.78% 1 | 0.00% 0 | 69.44% 25 | 36 | 1.82 |
| Will Mitchell, Director of Government Affairs, Recurrent Energy | 8.33% 3 | 16.67% 6 | 0.00% 0 | 5.56% 2 | 0.00% 0 | 69.44% 25 | 36 | 2.09 |
| Ted Beatty, Director of Resource and Program Development, Southern California Public Power Authority | 13.89% 5 | 11.11% 4 | 5.56% 2 | 0.00% 0 | 0.00% 0 | 69.44% 25 | 36 | 1.73 |
| David Erickson, Head of Section, Distributed Energy Resources, DNV GL | 13.89% 5 | 13.89% 5 | 2.78% 1 | 0.00% 0 | 0.00% 0 | 69.44% 25 | 36 | 1.64 |

Q13 Innovative Partnerships: Big Ideas to

Optimize CCE Impact

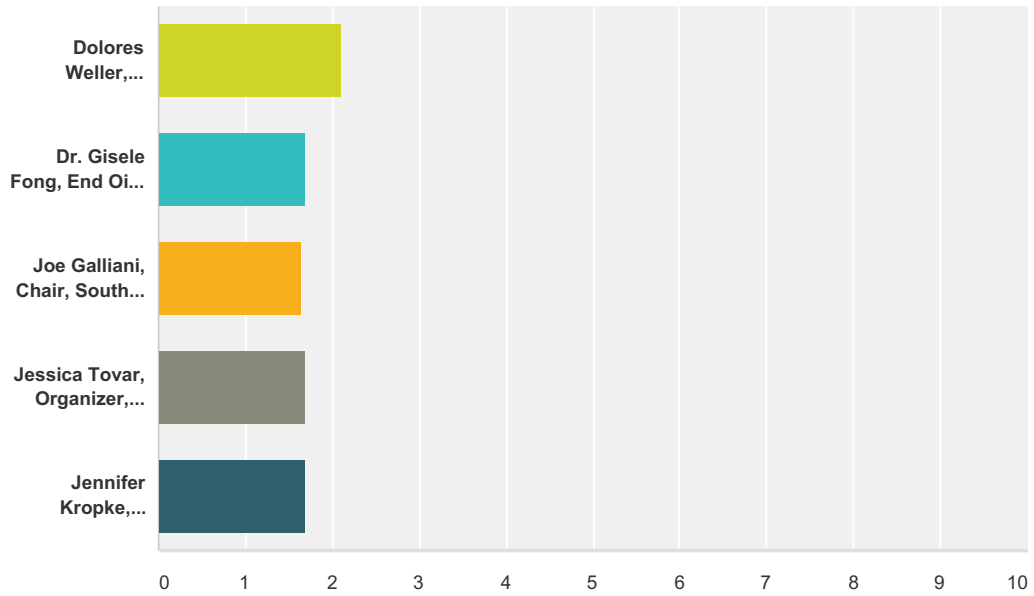
Answered: 43 Skipped: 98



| | Extremely Good | Good | Undecided | Poor | Very Poor | N/A | Total | Weighted Average |
|---|----------------|--------------|------------|------------|------------|--------------|-------|------------------|
| Angelina Galiteva, Moderator | 27.91% 12 | 13.95% 6 | 4.65% 2 | 0.00% 0 | 0.00% 0 | 53.49% 23 | 43 | 1.50 |
| Mark Higgins, Chief Operating Officer, Strategen Consulting | 23.26% 10 | 16.28% 7 | 6.98% 3 | 0.00% 0 | 0.00% 0 | 53.49% 23 | 43 | 1.65 |
| Dennis Quinn, Chief Operating Officer, Joule | 13.95% 6 | 23.26% 10 | 6.98% 3 | 2.33% 1 | 0.00% 0 | 53.49% 23 | 43 | 1.95 |
| Gary Klein, President, Gary Klein & Associates | 25.58% 11 | 13.95% 6 | 6.98% 3 | 0.00% 0 | 0.00% 0 | 53.49% 23 | 43 | 1.60 |

Q14 Energy Democracy: Engaging all Stakeholders

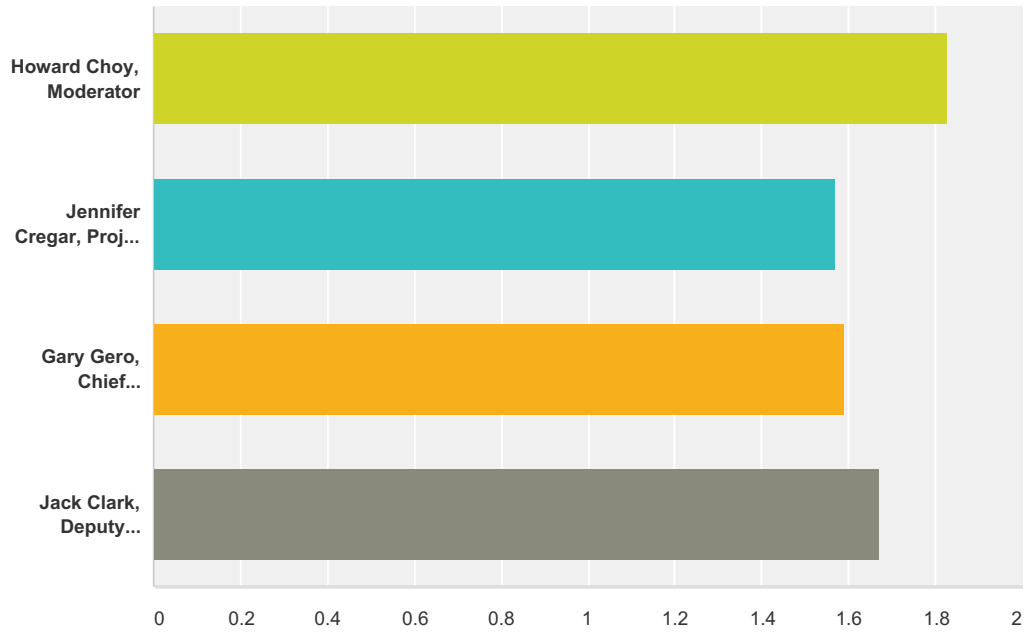
Answered: 38 Skipped: 103



| | Extremely Good | Good | Undecided | Poor | Very Poor | N/A | Total | Weighted Average |
|--|----------------|-------------|-------------|------------|------------|--------------|-------|------------------|
| Dolores Weller, Moderator | 16.22% 6 | 21.62% 8 | 8.11% 3 | 2.70% 1 | 2.70% 1 | 48.65% 18 | 37 | 2.11 |
| Dr. Gisele Fong, End Oil, Executive Director, Clean Our Ports | 23.68% 9 | 21.05% 8 | 7.89% 3 | 0.00% 0 | 0.00% 0 | 47.37% 18 | 38 | 1.70 |
| Joe Galliani, Chair, South Bay Clean Power | 28.95% 11 | 13.16% 5 | 10.53% 4 | 0.00% 0 | 0.00% 0 | 47.37% 18 | 38 | 1.65 |
| Jessica Tovar, Organizer, Local Clean Energy Alliance | 23.68% 9 | 21.05% 8 | 7.89% 3 | 0.00% 0 | 0.00% 0 | 47.37% 18 | 38 | 1.70 |
| Jennifer Kropke, Director of Workforce and Environmental Engagement, IBEW 11 | 23.68% 9 | 21.05% 8 | 7.89% 3 | 0.00% 0 | 0.00% 0 | 47.37% 18 | 38 | 1.70 |

Q15 Preparing for Lift-Off in Southern California

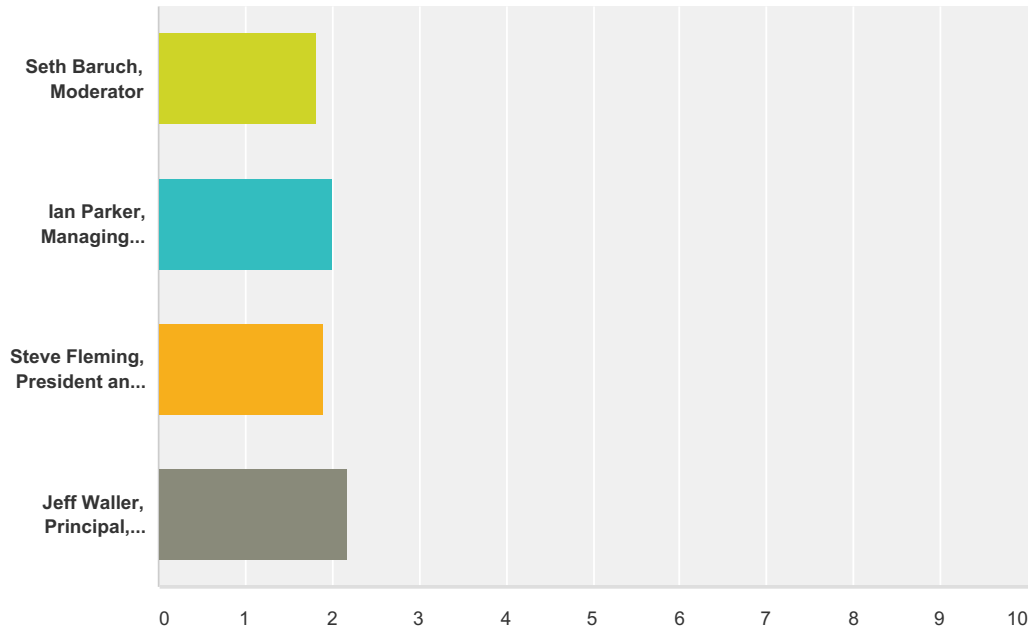
Answered: 42 Skipped: 99



| | Extremely Good | Good | Undecided | Poor | Very Poor | N/A | Total | Weighted Average |
|---|----------------|--------------|------------|------------|------------|--------------|-------|------------------|
| Howard Choy, Moderator | 26.19% 11 | 19.05% 8 | 2.38% 1 | 7.14% 3 | 0.00% 0 | 45.24% 19 | 42 | 1.83 |
| Jennifer Cregar, Project Supervisor, Energy and Sustainability, County of Santa Barbara | 22.50% 9 | 30.00% 12 | 0.00% 0 | 0.00% 0 | 0.00% 0 | 47.50% 19 | 40 | 1.57 |
| Gary Gero, Chief Sustainability Officer, County of Los Angeles | 21.95% 9 | 31.71% 13 | 0.00% 0 | 0.00% 0 | 0.00% 0 | 46.34% 19 | 41 | 1.59 |
| Jack Clark, Deputy Director, Energy and Sustainability Division, County of San Diego | 20.00% 8 | 30.00% 12 | 2.50% 1 | 0.00% 0 | 0.00% 0 | 47.50% 19 | 40 | 1.67 |

Q16 Financing: From Start-up to Program

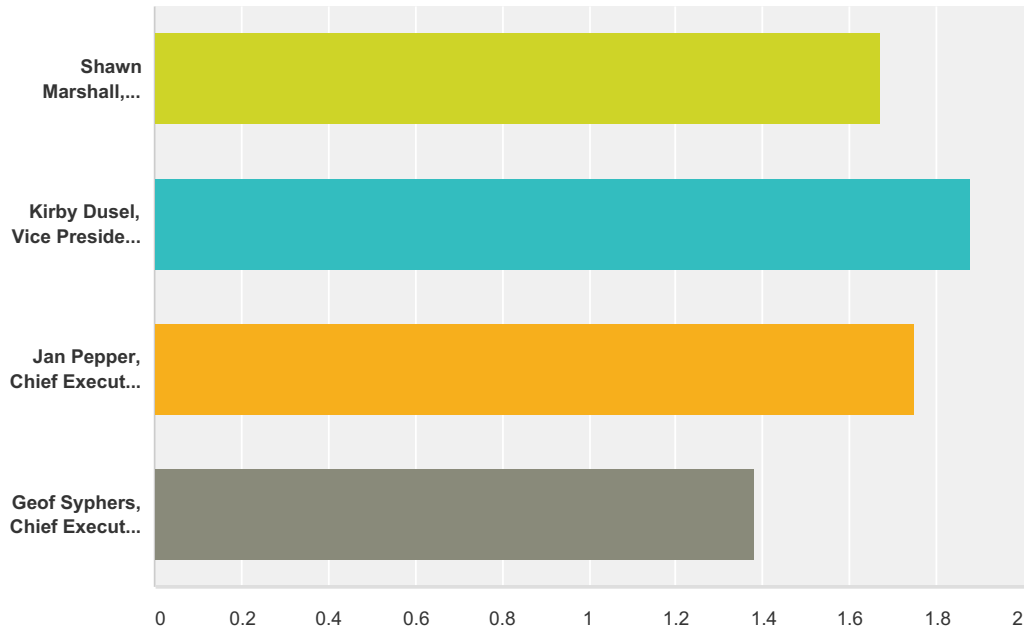
Answered: 33 Skipped: 108



| | Extremely Good | Good | Undecided | Poor | Very Poor | N/A | Total | Weighted Average |
|--|----------------|------------|------------|------------|------------|--------------|-------|------------------|
| Seth Baruch, Moderator | 18.18% 6 | 9.09% 3 | 3.03% 1 | 0.00% 0 | 3.03% 1 | 66.67% 22 | 33 | 1.82 |
| Ian Parker, Managing Director, Public Sector and Infrastructure Banking, Goldman Sachs | 15.15% 5 | 9.09% 3 | 6.06% 2 | 0.00% 0 | 3.03% 1 | 66.67% 22 | 33 | 2.00 |
| Steve Fleming, President and Chief Executive Officer, RiverCity Bank | 18.18% 6 | 6.06% 2 | 6.06% 2 | 0.00% 0 | 3.03% 1 | 66.67% 22 | 33 | 1.91 |
| Jeff Waller, Principal, Rocky Mountain Institute | 12.12% 4 | 9.09% 3 | 9.09% 3 | 0.00% 0 | 3.03% 1 | 66.67% 22 | 33 | 2.18 |

Q17 Operational Efficiency, Balancing Priorities and Staying out of Trouble

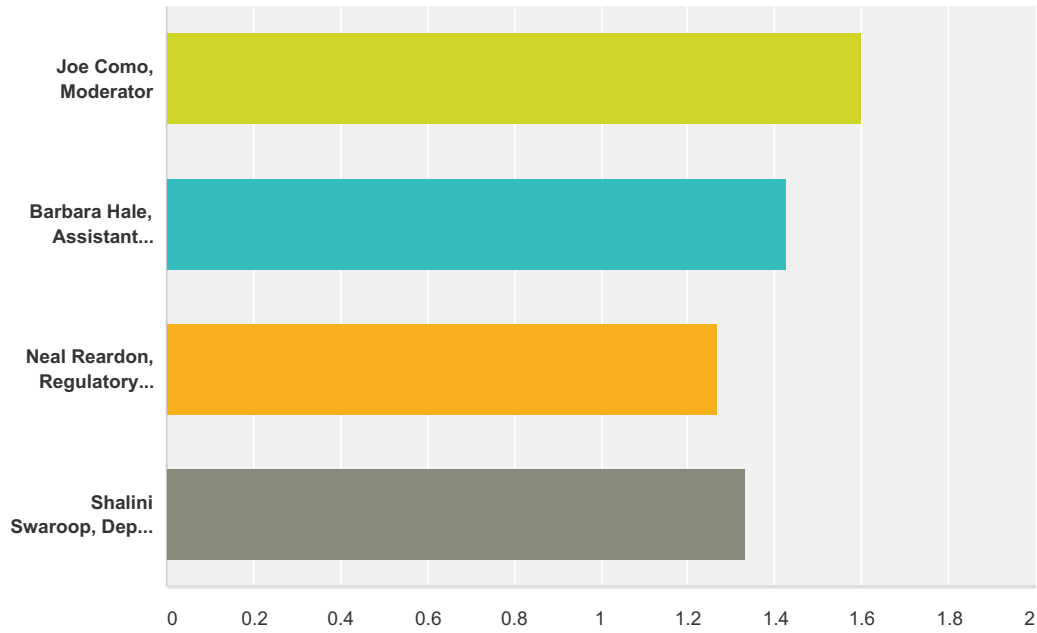
Answered: 39 Skipped: 102



| | Extremely Good | Good | Undecided | Poor | Very Poor | N/A | Total | Weighted Average |
|---|----------------|-------------|------------|------------|------------|--------------|-------|------------------|
| Shawn Marshall, Moderator | 20.51% 8 | 12.82% 5 | 2.56% 1 | 2.56% 1 | 0.00% 0 | 61.54% 24 | 39 | 1.67 |
| Kirby Dusel, Vice President, Pacific Energy Advisors | 17.95% 7 | 12.82% 5 | 7.69% 3 | 2.56% 1 | 0.00% 0 | 58.97% 23 | 39 | 1.88 |
| Jan Pepper, Chief Executive Officer, Peninsula Clean Energy | 17.95% 7 | 15.38% 6 | 7.69% 3 | 0.00% 0 | 0.00% 0 | 58.97% 23 | 39 | 1.75 |
| Geof Syphers, Chief Executive Officer, Sonoma Clean Power | 28.21% 11 | 10.26% 4 | 2.56% 1 | 0.00% 0 | 0.00% 0 | 58.97% 23 | 39 | 1.38 |

Q18 State Legislative and Regulatory Opportunities and Threats

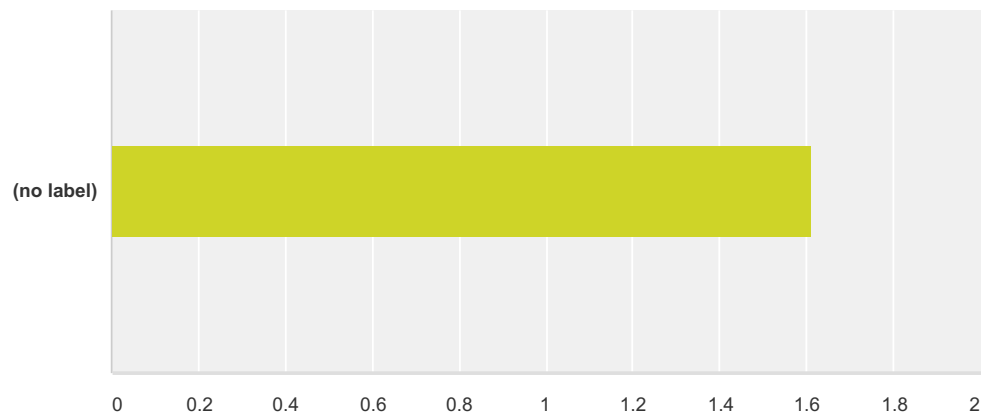
Answered: 41 Skipped: 100



| | Extremely Good | Good | Undecided | Poor | Very Poor | N/A | Total | Weighted Average |
|--|----------------|-------------|------------|------------|------------|--------------|-------|------------------|
| Joe Como, Moderator | 19.51% 8 | 12.20% 5 | 4.88% 2 | 0.00% 0 | 0.00% 0 | 63.41% 26 | 41 | 1.60 |
| Barbara Hale, Assistant General Manager, CleanPower SF | 22.50% 9 | 10.00% 4 | 2.50% 1 | 0.00% 0 | 0.00% 0 | 65.00% 26 | 40 | 1.43 |
| Neal Reardon, Regulatory Affairs Manager, Sonoma Clean Power | 29.27% 12 | 4.88% 2 | 2.44% 1 | 0.00% 0 | 0.00% 0 | 63.41% 26 | 41 | 1.27 |
| Shalini Swaroop, Deputy General Counsel, MCE Clean Energy | 26.83% 11 | 7.32% 3 | 2.44% 1 | 0.00% 0 | 0.00% 0 | 63.41% 26 | 41 | 1.33 |

Q19 If you attended the Networking Reception, did you find it worthwhile?

Answered: 72 Skipped: 69



| Extremely Good | Good | Undecided | Poor | Very Poor | N/A | Total | Weighted Average |
|----------------|------|-----------|------|-----------|-----|-------|------------------|
|----------------|------|-----------|------|-----------|-----|-------|------------------|

| | | | | | | | | |
|------------|--------------|--------------|------------|------------|------------|--------------|----|------|
| (no label) | 25.00% 18 | 29.17% 21 | 2.78% 2 | 0.00% 0 | 0.00% 0 | 43.06% 31 | 72 | 1.61 |
|------------|--------------|--------------|------------|------------|------------|--------------|----|------|

Q20 Is there anything else you'd like to share about the Symposium?

Answered: 23 Skipped: 118